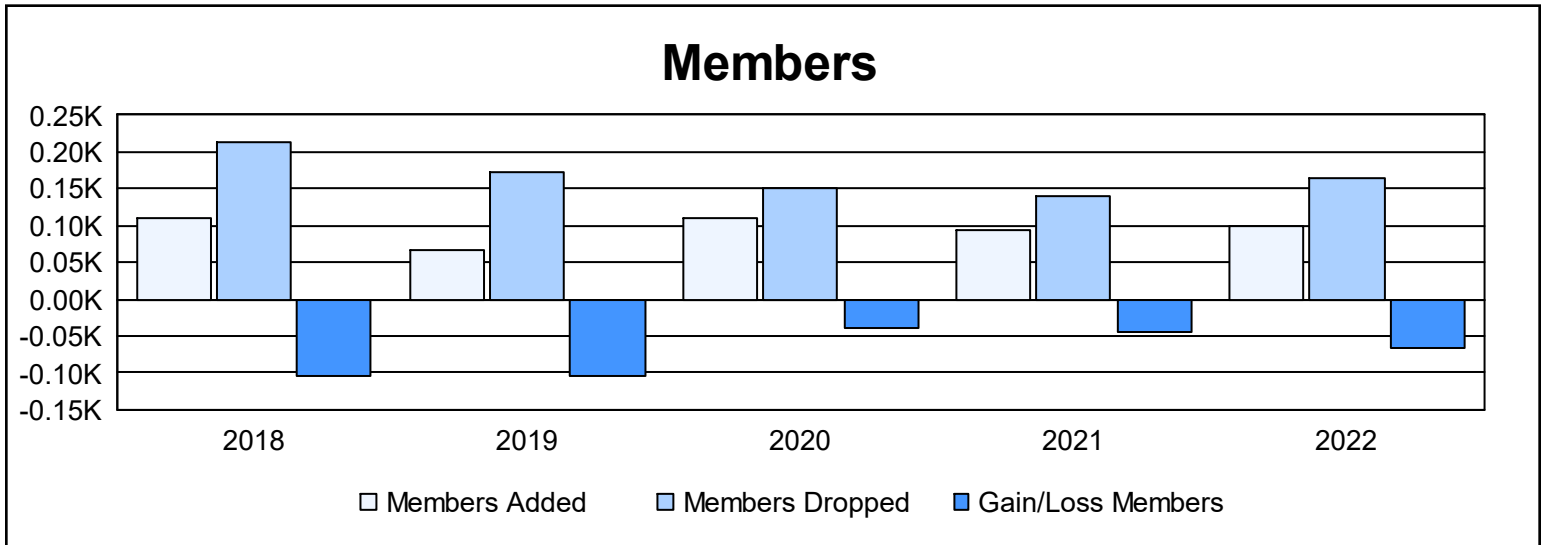
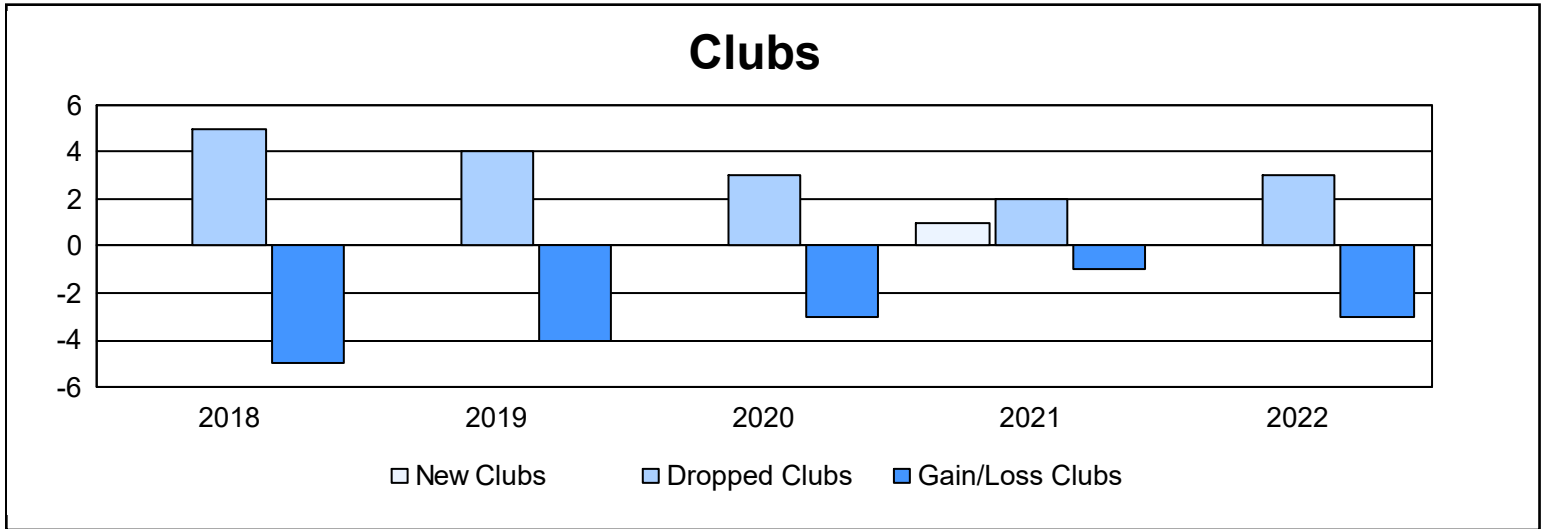
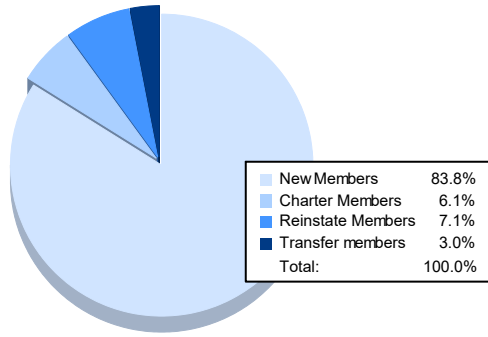


| Year | New Clubs | Dropped Clubs | Gain/ Loss Clubs | New Members | Charter Members | Reinstate Members | Transfer Members | Total Member Added | Total Members Dropped | Gain/ Loss Members |
|----------------|-----------|---------------|------------------|-------------|-----------------|-------------------|------------------|--------------------|-----------------------|--------------------|
| 2017-2018 | 0 | 5 | -5 | 96 | 2 | 4 | 7 | 109 | 212 | -103 |
| 2018-2019 | 0 | 4 | -4 | 52 | 2 | 3 | 10 | 67 | 172 | -105 |
| 2019-2020 | 0 | 3 | -3 | 79 | 14 | 9 | 9 | 111 | 150 | -39 |
| 2020-2021 | 1 | 2 | -1 | 59 | 31 | 2 | 3 | 95 | 140 | -45 |
| 2021-2022 | 0 | 3 | -3 | 83 | 6 | 7 | 3 | 99 | 164 | -65 |
| Average | 0 | 3 | -3 | 74 | 11 | 5 | 6 | 96 | 168 | -71 |



Membership Composition June 2022 Cumulative



Gender Composition June 2022 Cumulative

